



Walking School Bus School Travel Survey

Information Sheet

The School Travel Survey is based on a project devised by the Australian Association of Mathematics Teachers for the National Literacy and Numeracy Week in 2004.

The survey aims to collect information about how children travel to school and establish the number of students arriving at school by car.

In the past, most children walked to school. However, at present, approximately 60 – 70% of all Australian children travel to school by car.

This move away from walking to school has contributed to children experiencing:

- Increases in weight
- Decreased fitness
- A perception that car travel is the only form of transport
- Poor road and pedestrian skills
- Difficulty in navigating around their own neighbourhoods
- Less social interaction within a community as families travel independently to school and not in social groups walking together.

In addition, increased car travel is contributing to:

- Increased traffic congestion around schools
- Increased greenhouse emissions
- Poor air quality
- An unsafe environment around the school.

The information collected during the survey will be used by the school to highlight some of the problems associated with high car usage. It will also be used as a prelude to introducing the Walking School Bus program to the school community.


The Walking School Bus program is a fun, safe and active way for children to travel to and from school with adult supervision. Each bus walks along a set route with two adult volunteers, picking children up at designated stops and walking them to school. The program is operating in a number of schools in Canberra. It has been found that children and volunteers enjoy walking and that children develop good road and pedestrian skills.

It is possible that by encouraging walking and by introducing programs such as the Walking School Bus, that the norm of arriving at school by car could be reverted and the habit of walking to school re-established.

The Walking School Bus Program, YWCA of Canberra, 71-73 London Circuit/GPO Box 767, Canberra, ACT, 2601
Ph: (02) 6239 6878, Fax: (02) 6239 6509, Email: wsb@ywca-canberra.org.au or david.turbayne@ywca-canberra.org.au
http://www.ywca-canberra.org.au/walking_school_bus.htm



The ACT Walking School Bus program is managed by the YWCA of Canberra and supported by the ACT Government under the ACT Health Promotion Grants Program. The following departments provide in-kind support: Commonwealth Department of the Environment, Water, Heritage and the Arts; Australian Federal Police; ACT Territory and Municipal Services and the ACT Department of Education and Training.

The Walking School Bus logo  is a trademark of the Victorian Health Promotion Foundation (VicHealth).

School Travel Survey

Letter for Teachers

Dear Teachers

On _____ we will be collecting data from our students about how they came to school. We will publish this information in the school newsletter and use it to highlight the small percentage of children who walk or ride to school. We hope this will encourage people to consider supporting the Walking School Bus program that we plan to introduce to the school.

Please find attached the Class Information Summary Sheet for you to collate the information on and return to me.

Could you complete this task first thing in the morning in order that all students can still remember how they travelled to school!

Things to remember when filling out your form:

- Record only one type of transport for each child – if they walk and then catch a bus, use the one they spend most of their time on.
- The “trip to school” is from the last place students were before school (eg home, before school carer’s home, swimming training etc).
- Students who go to before school care should record their time from home to school.
- Please list the modes of transport used by those in the “Other” category.
- Please give the completed “Class Information Summary Sheet” to me.

Thank You.

_____ (Teacher in charge of survey)








School Travel Survey

Class Information Summary Sheet

Class: _____

Teacher: _____

| | Total number of students who used this method | Percentage of students who use this method |
|--|---|--|
| WALK  (also run and roller-blade) | | |
| Bicycle  (also skateboard and scooter) | | |
| Car  (also taxi, people mover, four wheel drive) | | |
| Bus  (also mini-bus) | | |
| Other  (also motorbike, wheelchair, horse, truck etc) | | |
| Totals | | |

Please list the modes of transport used by those in the “Other” category.








School Travel Survey

School Summary Sheet

School: _____

Date of survey: _____

Number of children in the school: _____

| Travel Method | Total number of students | Percentage |
|--|--------------------------|------------|
| WALK  (also run and roller-blade) | | |
| Bicycle  (also skateboard and scooter) | | |
| Car  (also taxi, people mover, four wheel drive) | | |
| Bus  (also mini-bus) | | |
| Other  (also motorbike, wheelchair, horse, truck etc) | | |
| Totals | | |






Please list the modes of transport used by those in the “Other” category.



School Travel Survey Results (for newsletter)

On _____ all students at the school participated in the school travel survey. The survey aimed to collect information about how children travelled to school on one particular day. All students in every class recorded their mode of transport (car, walking, bike, bus etc). Each class collected their results and gave them to _____ (teacher in charge) who worked out how the school as a whole travelled.

The results can be seen below.

| Travel Method | Total number of students | Percentage |
|--|--------------------------|------------|
|  <p>WALK (also run and rollerblade)</p> | | |
|  <p>BICYCLE (also skateboard and scooter)</p> | | |
|  <p>CAR (also taxi, people mover, four wheel drive)</p> | | |
|  <p>BUS (also mini-bus)</p> | | |
|  <p>OTHER (also motorbike, wheelchair, horse, truck etc)</p> | | |
| Totals | | |

It can be seen that _____ % of children travel to school by car and that very few walk or ride their bikes.

In the past, most children walked to school. However, at present, approximately 60 – 70% of all Australian children travel to school by car. This move away from walking to school has contributed to children experiencing increases in weight, decreased fitness, a perception that car travel is the only form of transport, poor road and pedestrian skills and difficulty in navigating around their own neighbourhoods.

In addition, increased car travel is contributing to traffic congestion around schools, increased greenhouse emissions, poor air quality, an unsafe environment around the school and less social interaction within the community as families travel independently to school and not in social groups walking together.

We hope that we can encourage more children to start walking to school. One way we can do this is by establishing the Walking School Bus program at the school. This is a fun, safe and active way for children to travel to and from school with adult supervision. Each bus walks along a set route with two adult volunteers, picking children up at designated stops and walking them to school. The program operates in 20% of schools in Canberra. It has been found that children and volunteers enjoy walking and that children develop good road and pedestrian skills.

We will publish more information about the Walking School Bus program in the next newsletter.